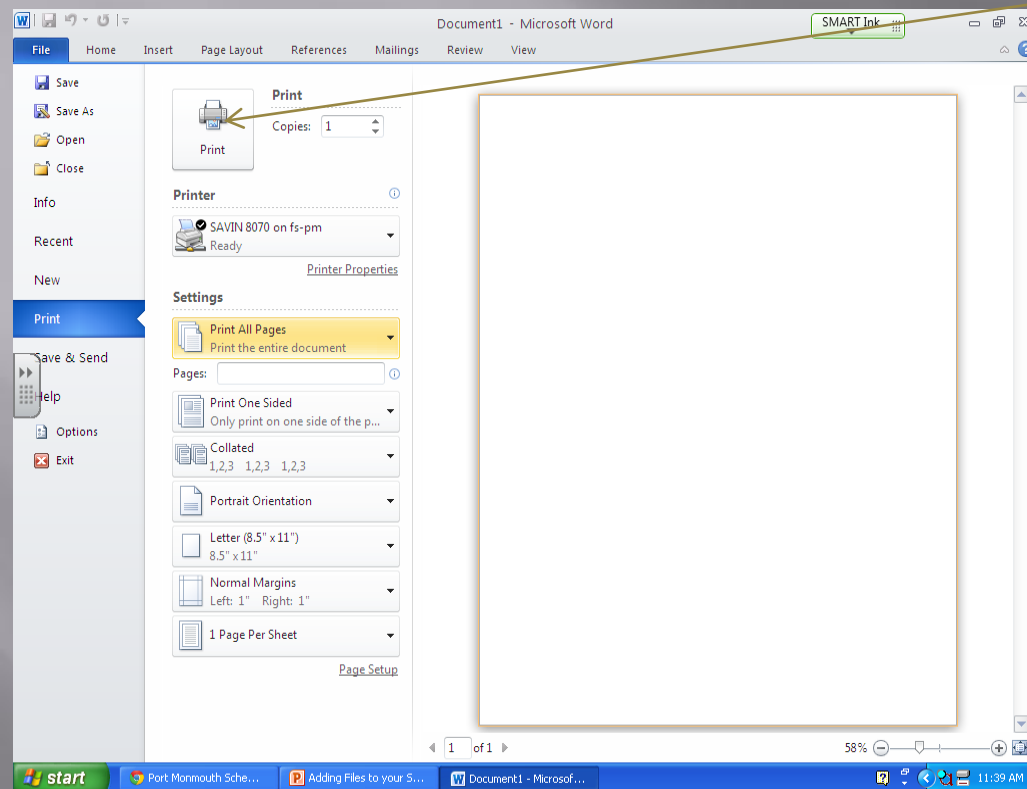


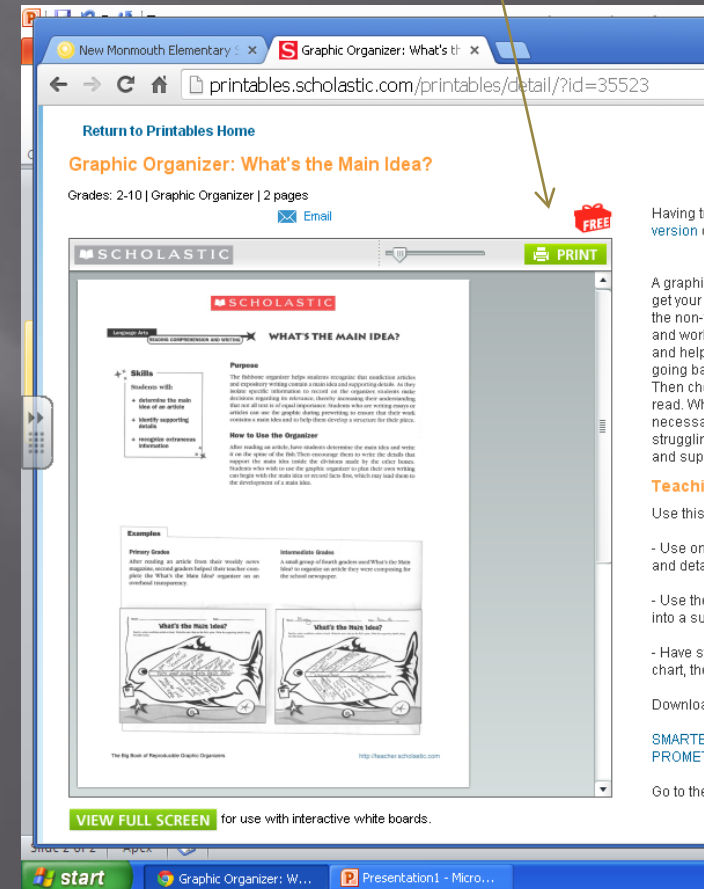
ADDING FILES TO YOUR SMART NOTEBOOK

By Alyssa Miller

Choose a file and click print



or



Change the printer

The screenshot shows a web browser window with the address bar displaying `printables.scholastic.com/printables/detail/?id=35523`. The page content is a Scholastic graphic organizer titled "WHAT'S THE MAIN IDEA?". The print dialog is open on the left side of the browser window.

Print Dialog:

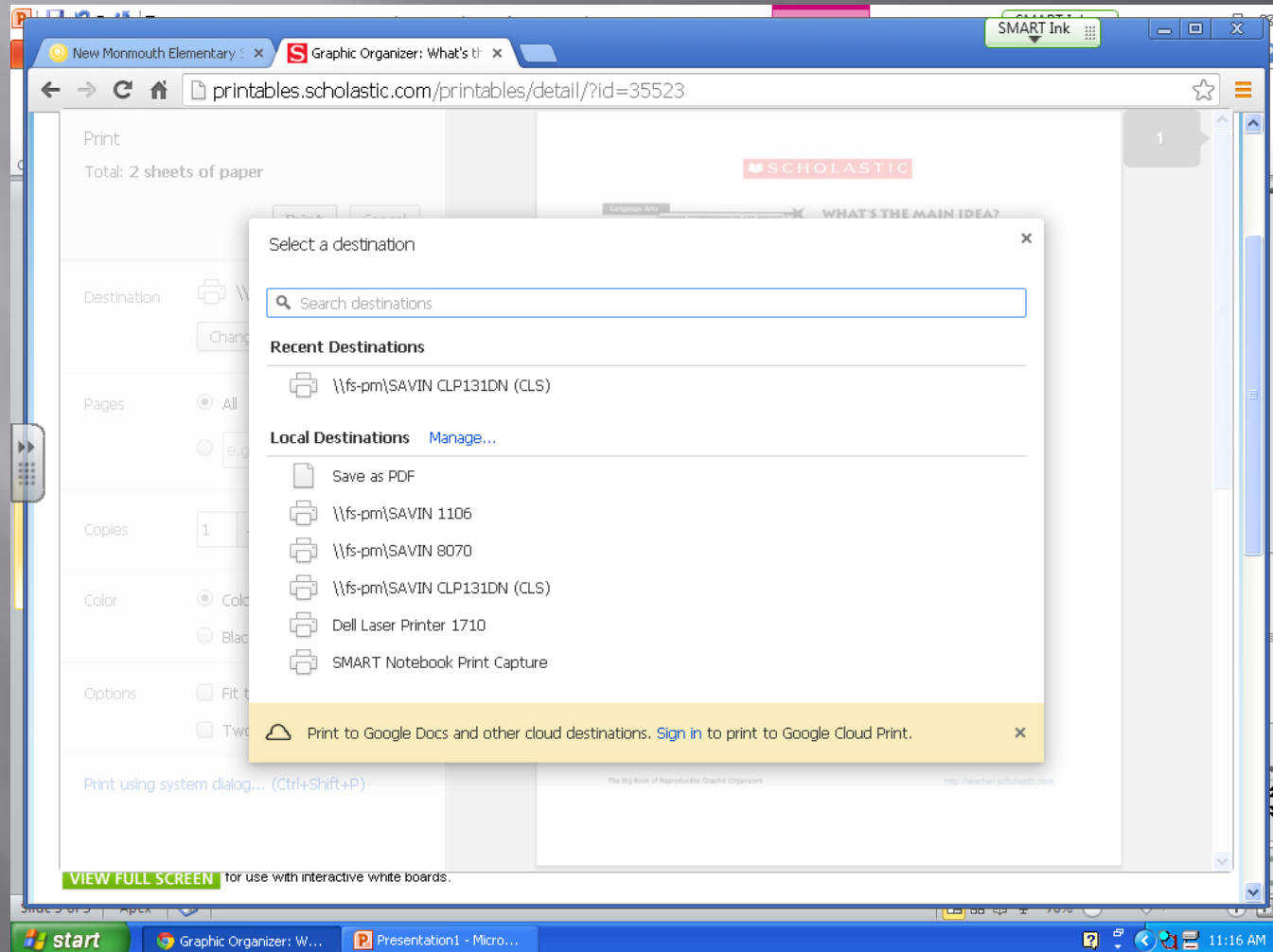
- Print:** Total: 2 sheets of paper. Buttons: **Print**, **Cancel**.
- Destination:** \\fs-pm\SAVIN CLP131... **Change...**
- Pages:** ☒ All, ☐ e.g. 1-5, 8, 11-13
- Copies:** 1, **+**, **-**
- Color:** ☒ Color, ☐ Black and white
- Options:** ☐ Fit to page, ☐ Two-sided
- Print using system dialog...** (Ctrl+Shift+P)

Graphic Organizer Content:

- SCHOLASTIC**
- Language Arts** (READING COMPREHENSION AND WRITING)
- WHAT'S THE MAIN IDEA?**
- Purpose:** The fishbone organizer helps students recognize that nonfiction articles and expository writing contain a main idea and supporting details. As they isolate specific information to record on the organizer, students make decisions regarding its relevance, thereby increasing their understanding that not all text is of equal importance. Students who are writing essays or articles can use the graphic during prewriting to ensure that their work contains a main idea and to help them develop a structure for their piece.
- Skills:** Students will:
 - + determine the main idea of an article
 - + identify supporting details
 - + recognize extraneous information
- How to Use the Organizer:** After reading an article, have students determine the main idea and write it on the spine of the fish. Then encourage them to write the details that support the main idea inside the divisions made by the other bones. Students who wish to use the graphic organizer to plan their own writing can begin with the main idea or record facts first, which may lead them to the development of a main idea.
- Examples:**
 - Primary Grades:** After reading an article from their weekly news magazine, second graders helped their teacher complete the "What's the Main Idea?" organizer on an overhead transparency.
 - Intermediate Grades:** A small group of fourth graders used "What's the Main Idea?" to organize an article they were composing for the school newspaper.
- The Big Book of Reproducible Graphic Organizers**
- <http://teacher.scholastic.com>

VIEW FULL SCREEN for use with interactive white boards.

Select the Smart Notebook Print Capture and click Print



The file is inserted right into Smart Notebook

